

THERMAL GUARD® CUSTOM SPA COVER MEASURING FORM

Name _____

Address _____

City _____ St _____ Zip _____

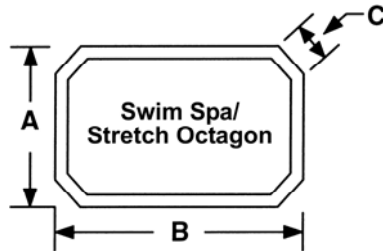
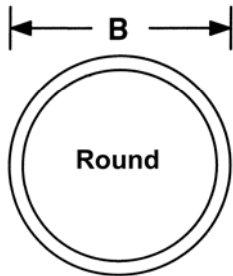
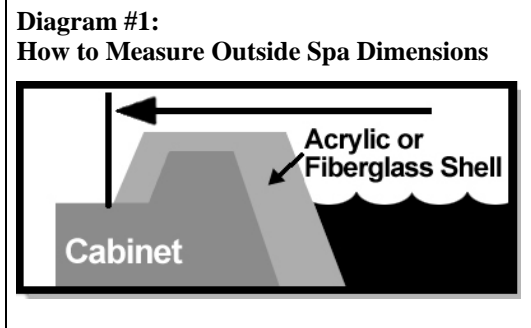
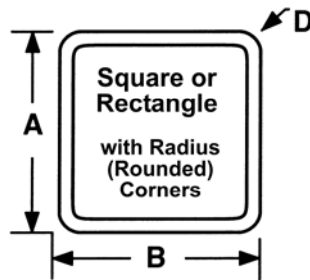
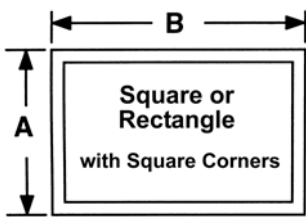
Home Phone _____

Work Phone _____

Cover Type/Color Selection(circle one):

- Standard 4"-2" taper 1 lb. Foam
- | | | | |
|----------|------------|---------------|-------|
| Burgundy | Charcoal | Hunter Green | Sand |
| Lt. Gray | Black | Prestige Teak | Teal |
| Old Teak | Light Blue | Navy Blue | White |
- Safety "Walk-On" 4"-2" taper 2 lb. Foam
- | | | | |
|-------|-------|--------------|------|
| Beach | Slate | Forest Green | Tan |
| Gray | Black | Cranberry | Teal |
| Blue | Navy | White | Teak |

1 SPA SHAPE – Circle the type/shape below that matches your spa and fill in the dimensions below. When measuring, use the outside dimensions of the fiberglass or acrylic portion of your spa (see diagram #1).

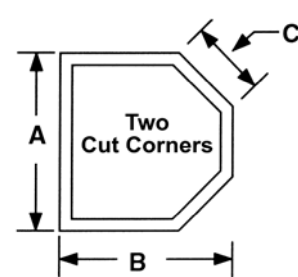
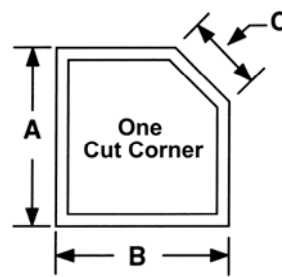
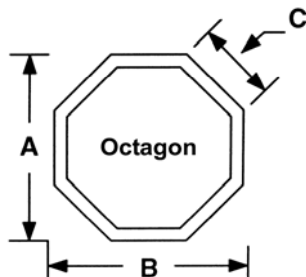
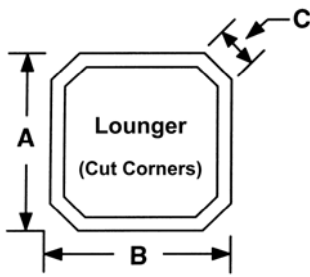


Fill in your spa dimensions here:

A _____ inches B _____ inches

C _____ inches D* _____ inches

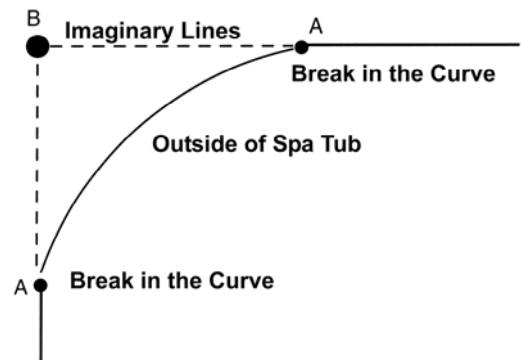
**See below on "How to Measure Radius Corners"*



** If none of the shapes apply, please attach an accurate drawing.*

2 HOW TO MEASURE RADIUS CORNERS –

Using 2 rulers, extend two imaginary lines from the break in the curve of the spa (point A) until they meet at an imaginary point B. Determine the measurement from point A to point B. This will be your radius measurement (letter "D" above).



3 OBSTRUCTIONS – List any obstructions that will result in a cutout needed to make the cover fit the acrylic portion of your spa properly. Document the actual size and location of each obstruction from the closest corner of the spa. (You may want to show these on a separate sheet of paper if there are more than two.)

Obstruction Dimensions (Inches)

Location from Closest Corner of the Spa (Inches)

4 COVER SKIRT – Covers come with a standard 2" skirt around the perimeter. If you want a longer skirt, indicate the length here: _____ inches.

5 DO YOU WANT TIE DOWNS AND FASTNERS? *(Four come standard)*

Yes No

6 PLEASE LIST ANY SPECIAL INSTRUCTIONS OR ADDITIONAL DIAGRAMS BELOW:

7 YOUR SIGNATURE – Please sign and date below to verify that all the information you have provided on this form is correct.

Your Signature

Date

Your signature indicates that you understand that all Thermal Guard spa covers are custom-made and cannot be returned when made according to the specifications provided here.